

## Impact of Consanguinity on Childhood Hearing Impairment in a Saudi Population

TAREK S. JAMAL, FRCSI\*, KAMAL J. DAGHISTANI, FRCSEd\*, and SIRAJ S. ZAKZOUK, FRCS\*\*

\* *Department of Otorhinolaryngology, Faculty of Medicine & Allied Sciences,  
King Abdulaziz University, Jeddah,*  
and \*\* *Security Forces Hospital, Riyadh, Saudi Arabia*

**ABSTRACT.** To determine the current status of consanguinity among Saudi population and its effect on childhood hearing impairment. A randomly selected sample of 9,540 Saudi children representing all socio-economic and demographic groups were selected. A field work was carried out to enumerate and number the various areas of the provinces of the Kingdom. A survey team of a social worker, an otolaryngologist, an audiologist, and a nurse completed the questionnaire form, performed clinical examinations and audiological assessments using free sound speech, tuning fork test, pure tone audiometry using clinical audiometer Ac30 and tympanometry using GSI33 and Madsen Zodiac 901. The data were analyzed by  $\chi^2$  test using EPI-INFO computer software. A total of 9,540 children below the age of 15 years old were included. Parents of 19% of the children were first cousins and 28% were either second cousins or other relatives. The prevalence of hearing impairment was found to be 13% (0.83% severe, 2.42% moderate, and 9.75% mild). The prevalence of hearing impairment was significantly higher in children whose parents were either first cousins (16.14%,  $P < 0.00$ ) or relatives (12.42%,  $P < 0.01$ ) as compared to the children whose parents were not related (10.38%). Our study clearly demonstrated a high percentage of consanguinity among the Saudi population and a definite role of consanguinity in the etiology of childhood hearing impairment. A well planned counseling program to create awareness regarding the adverse effects of consanguineous marriages is needed to save the population from the disability of hereditary hearing impairment.

**Keywords:** Hearing impairment, Genetic factors, Consanguinity, Risk factors.

## Introduction

Consanguinity (family intermarriages) is commonly practiced in many Asian, African, and Latin America communities. In Saudi Arabia, certain consanguineous marriage as first cousins mating is encouraged as part of the social customs especially among tribes. Certain degrees of kindered like uncle-niece mating are prohibited by religion. The siblings of consanguineous marriage have significantly high incidence of hereditary diseases including hearing impairment.

Hereditary hearing impairment may be conductive or sensorineural (SNHL), most of it is caused by single autosomal recessive gene. Previous studies conducted in the city of Riyadh showed high incidence of consanguineous marriages and high prevalence of hereditary sensorineural hearing loss<sup>[1, 2]</sup>.

This study was conducted to determine the current pattern of consanguineous marriages in the whole Kingdom of Saudi Arabia, and its impact on childhood hearing impairment particularly on SNHL.

## Materials and Methods

A survey of 9,540 Saudi infants, pre-school and school age children, below 15 years was carried out during September, 1997 to May, 2000. The sample selection was randomly designed with representation of children covering all socio-economic and demographic groups from the different provinces of Saudi Arabia. Each survey team was comprised of an ENT specialist, a nurse, a social worker, a field supervisor, and a driver. Each child was carefully examined for hearing status and a questionnaire was completed with the help of the parents. The questionnaire was based on WHO/PDH ear examination form with some modifications. It consisted of information regarding age, sex, consanguinity of parents, family history of deafness, hearing and speech deficits, and exposure to various known risk factors for hearing impairment.

The hearing impairment in the children was tested using free field speech testing and tuning fork tests. Pure tone audiometry (0.5 - 2 kHs<sup>2</sup>) and tympanometry were used for further confirmation and the assessment of the severity of hearing loss. Evoked response audiometry was done for the suspected very young children below 4 years of age. The severity of hearing impairment was classified as mild (20 - 40 dB), moderate (41 - 70 dB), and severe (71 - 100 dB) hearing loss. The data were analyzed by  $\chi^2$  test using EPI-INFO computer software. A value of  $P < 0.05$  was considered as statistically significant.

## Results

**Subjects:** A total of 9,540 Saudi children were included in this study. There were 4,189 (43.91%) male and 5,351 (56.09%) female children. The age wise distribution of the children was as follows: up to 4 years (2,054); > 4 to 8 years (3,431); > 8 to 12

years (3,615); and > 12 to 15 years (440).

**Consanguinity of parents:** The parents of 1,809 (19%) children were first cousins, whereas the parents of 2,672 (28%) children were either second cousins or other relatives. In the case of 4,439 (47%) children, the parents had no earlier family relationship, while 620 (6%) subjects failed to give a definite answer (Fig. 1).

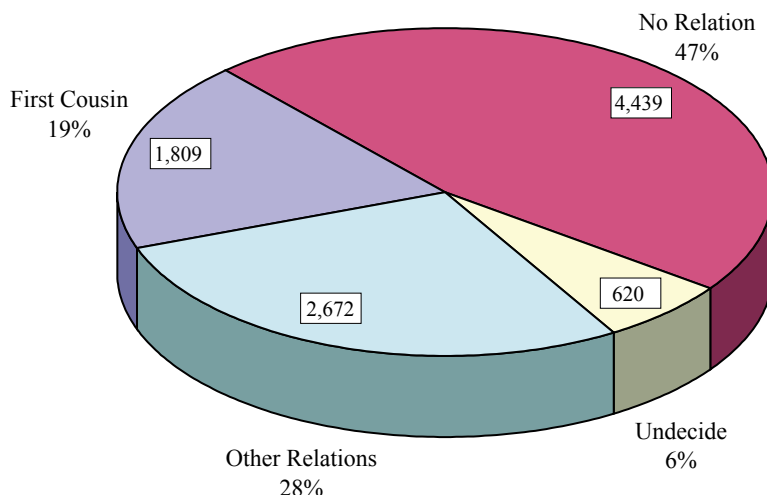


Fig. 1. Frequency distribution of total subjects according to consanguinity of parents.

**Hearing impairment:** Out of the 9,540 children surveyed, 1,241 (13%) were found to be hearing impaired. The hearing impairment was found to be severe in 79 (0.83%), moderate in 231 (2.42%), and of the mild category in 931 (9.75%) children (Fig. 2). The prevalence of hearing impairment was found to be significantly higher in the children whose parents were either first cousins (16.14%,  $P < 0.001$ ) or relatives (12.42%,  $P < 0.01$ ) as compared to the children whose parents were not related (10.38%) (Fig. 3). The prevalence of SNHL was found to be 1.5%, 10.4% with conductive hearing loss and 1.1% with mixed hearing loss.

**Risk factors:** The frequency of some important risk factors in the children with different consanguinity of parents is given in Fig. 4. The parents who were first cousins showed comparatively high frequency of hearing impairment (5.69%) than the parents who were relatives (3.40%), while it was least in the parents who were not related (1.66%). The past history of hearing impairment was also higher in the families of children whose parents were first cousins (3.59%) followed by its frequency in the families of the children whose parents were relatives (2.05%) or not related (1.68%). The exposure to antenatal (antenatal care not attended) and postnatal (incomplete vaccination) risk factors was quite higher in the children whose parents were first cousins (Fig. 4).

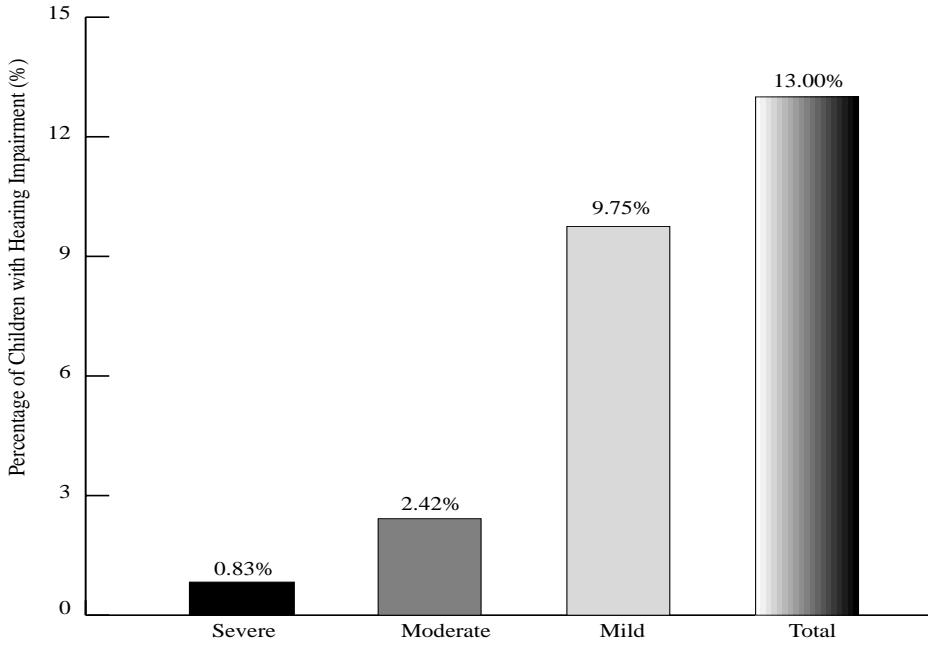


Fig. 2. Prevalance of hearing impairment in children, Bar graph shows comparative view of severe, moderate, and mild degree of hearing impairment as well as the total prevalence.

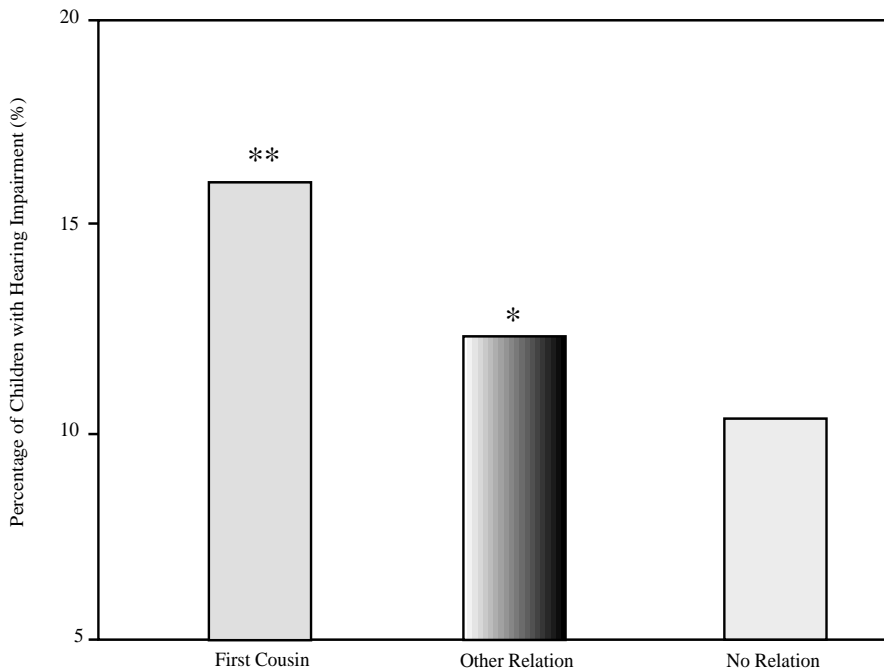


Fig. 3. Effect of consanguinity of parents on hearing impairment in children.  $P < 0.01^*$  and  $P < 0.001^{**}$  as compared to the prevalence of hearing impairment in children whose parents were not consanguineous.

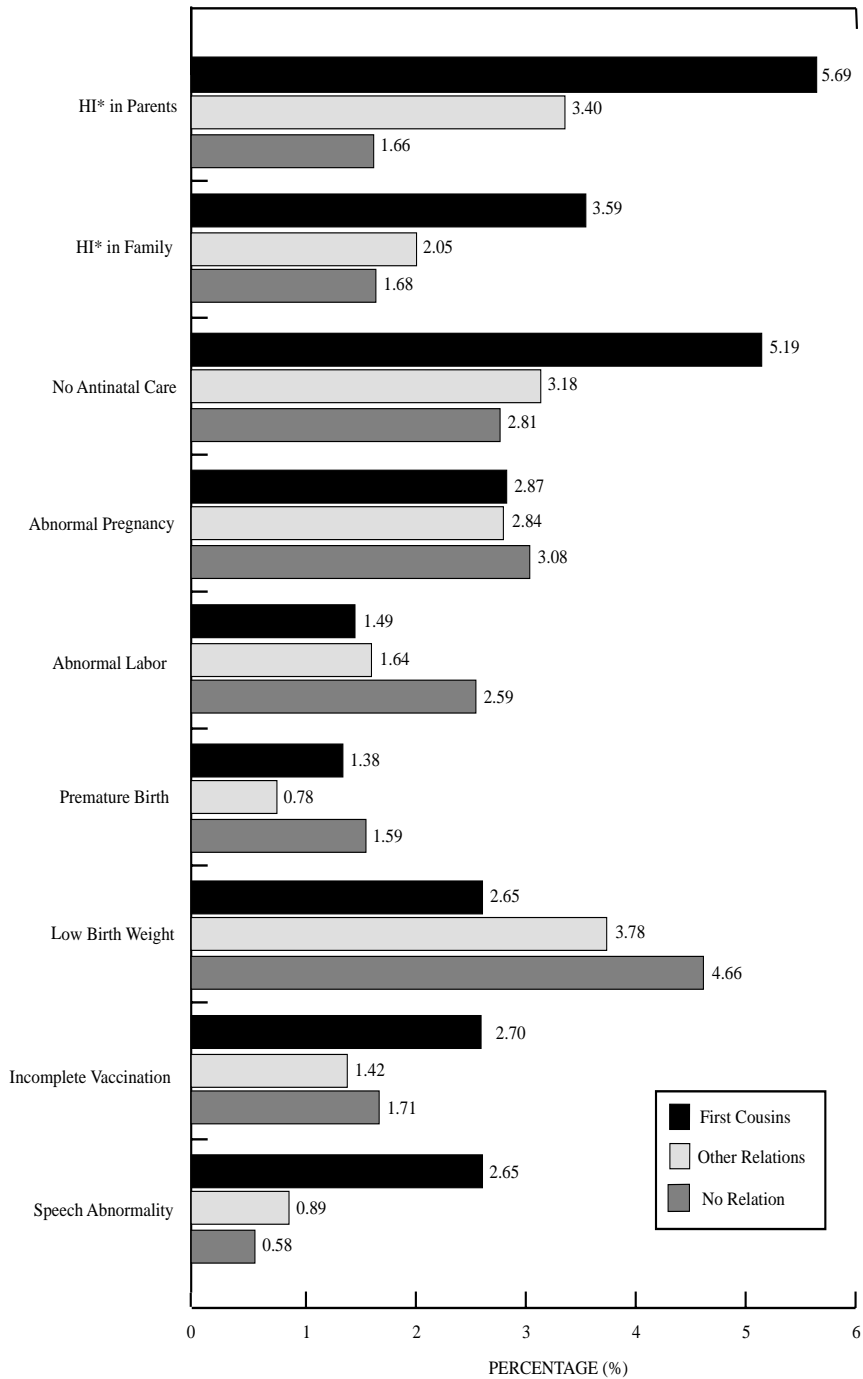


Fig. 4 Frequency of various risk factors in the children with different consanguinity of parents. \*HI = Hearing Impairment

However, other risk factors including abnormal pregnancy, abnormal labor, premature birth and low birth weight had no correlation with the consanguinity. The frequency of speech abnormality was quite high in the children whose parents were first cousins (2.65%) as compared to its frequency in children whose parents were either relatives (0.89%) or not related (0.58%).

### Discussion

Hearing impairment is a serious disabling condition, especially in the childhood population. Even a mild degree of hearing impairment can result in long lasting communication, social and academic deficit<sup>[3]</sup>. The children with hearing impairment also have poor self-perceptions than the children of same age with normal hearing<sup>[4]</sup>. The prevalence of childhood hearing impairment varies widely in the children from different populations. Naeem and Newton<sup>[5]</sup> reported a three-fold high prevalence of sensorineural hearing loss (SNHL) in Asian children as compared to non-Asian children. Recent screening of Jamaican children showed the prevalence of SNHL to be 4.9%<sup>[6]</sup>, whereas it was quite higher 8.7% in the children from Tanzania<sup>[7]</sup>, and 11.9% in South India<sup>[8]</sup>. On the other hand the prevalence of hearing impairment has been reported to be comparatively less (0.54 to 2.0 per 1,000) in the children from European countries<sup>[9, 10]</sup>.

This study showed that consanguineous marriages are quite common in Saudi Arabia (Fig. 1). The parents of 19% of the children were first cousins and 28% were either second cousins or other relatives. Earlier investigators have also reported high frequency of consanguineous marriages in Saudi Arabia<sup>[1, 2]</sup>. We observed an overall prevalence of hearing impairment in Saudi children to be 13% (Fig. 2), which is comparatively higher than reported in earlier studies from Saudi Arabia<sup>[11]</sup>. The sensorineural hearing loss was found among 1.5%. There was significantly high prevalence of hearing impairment in the children of consanguineous parents (Fig. 3). A close association between consanguinity of parents and the incidence of hearing impairment in the children has been reported earlier.

The majority of hereditary deafness has been linked to a single recessive gene. Consanguineous marriages increase the chance of recessive gene inheritance to a greater extent. Berstrom *et al*<sup>[12]</sup> have observed that the children of deaf parents without consanguinity, have only slightly increased risk of hearing impairment due to the rare possibility that both father and mother would be affected by the same genetic deafness. On the other hand, the children of consanguineous parents are at significantly high risk of hearing impairment, because their parents are more likely to be homozygous and capable of passing the trait to their offspring. The effect of consanguinity on the development of childhood hearing impairment also depends on the closeness of the relationship of parents<sup>[13]</sup>. A marriage between first cousins poses a greater risk, whereas, a distant consanguinity has comparatively low risk of producing defective offspring, which is also supported by our findings (Fig. 3).

Our results also showed a close association between consanguinity of parents and higher incidence of certain important risk factors including history of hearing impairment in parents and other family members, and speech abnormality in the children (Fig. 4).

First cousins have 1/8 of their genes in common and on the average, 1/6 of their children would be homozygous for some gene transmitted from a common great-grandparent. Double first cousins marriage has a correspondingly lower risk of producing defective offspring is near enough to the general population risk to be of little or no genetic consequence.

In conclusion, this study clearly demonstrates a definite role of consanguinity in the prevalence of childhood hearing impairment. A well-planned counseling program to create awareness about the adverse effects of consanguineous marriages will be helpful to save our population for the disability of hereditary deafness. Early intervention for the children affected in the form of hearing aid fitting, speech training, and supporting their families during preschool period and at school are of great value. Those who need cochlear implant should be recommended for the authority. Hearing and speech centers should be available at least in big cities to look after these children.

### Acknowledgement

We would like to thank and express our gratitude to the King Abdulaziz City for Science and Technology for their financial support of this project.

### References

- [1] **Al Mazrou YY, Farid SM, Khan MU.** Changing marriage age and consanguineous marriages in Saudi females. *Ann Saudi Med* 1995; **15(5)**: 481-485.
- [2] **Zakzouk S, El Sayed Y, Bafaqeeh SA.** Consanguinity and hereditary hearing impairment among Saudi population. *Ann Saudi Med* 1993; **13(5)**: 447-450.
- [3] **Ross M, Brackett D, Maxon AB.** *Assessment and management of hearing impaired children: principles and practices.* Austin, TX: Pro-Edition. 1991.
- [4] **Leslie GI, Kalaw MB, Bowen JR, Arnold JD.** Risk factors for sensorineural hearing loss in extremely premature infants. *J Paediatr Child Health* 1995; **31(4)**: 312-316.
- [5] **Naeem Z, Newton V.** Prevalence of sensorineural hearing loss in Asian children. *Br J Audiol* 1996; **30(5)**: 332-339.
- [6] **Lyn C, Jadusingh WA, Ashman H, Chen D, Abramson A, Soutar I.** Hearing screening in Jamaica: prevalence of otitis media with effusion. *Laryngoscope* 1998; **108(2)**: 288-290.
- [7] **Minja BM, Macheмба A.** Prevalence of otitis media, hearing impairment and cerumen impaction among school children in rural and urban Dar es Salaam, Tanzania. *Ant J Pediatric Otorhinolaryngol* 1996; **37(1)**: 29-34.
- [8] **Jacob A, Rupa V, Job A, Joseph A.** Hearing impairment and otitis media in a rural primary school in south India. *Int J Pediatr Otorhinolaryngol* 1997; **39(2)**: 133-138.
- [9] **Davis A, Wood S, Healy R, Webb H, Rowe S.** Risk factors for hearing disorders: epidemiologic evidence of change over time in the UK. *J Am Acad Audiol* 1995; **6(5)**: 365-370.
- [10] **Parving A, Christensen B.** Epidemiology of permanent hearing impairment in children in relation to costs of a hearing health surveillance program. *Int J. Pediatr Otorhinolaryngol* 1996; **34(1-2)**: 9-23.
- [11] **Zakzouk SM.** Epidemiology and etiology of hearing impairment among infants and children in a developing country. Part I. *J. Otolaryngol* 1997; **26(5)**: 335-344.
- [12] **Bergstrom L, Hemenway WG, Downs MP.** A high risk registry to find congenital deafness. *Otol-*

- aryngol Clin North Am* 1971; **4(2)**: 369-399.
- [13] **Stevenson AC, Cheeseman EA.** Hereditary deaf mutism and particular reference to Northern Ireland. *Ann Hum Genet* 1956; **20**: 177-231.



## تأثير زواج الأقارب على ضعف السمع في أطفال السعودية

طارق صالح جمال\*، كمال جلال داغستاني\*، و سراج زقزوق\*\*  
\*قسم الأنف والأذن والحنجرة، كلية الطب، جامعة الملك عبد العزيز، جدة،  
و\*\*مستشفى القوات المسلحة، الرياض - المملكة العربية السعودية

المستخلص. هدف هذا البحث هو معرفة نسبة زواج الأقارب في الوقت الحالي وتأثيرها على ضعف السمع لدى الأطفال. و تكونت الدراسة من أخذ عينة عشوائية بعدد ٩٥٤٠ طفل سعودي تحت سن ١٥ سنة تمثل كل الطبقات والمناطق المختلفة بالمملكة. ووجد أن نسبة الضعف بين الأطفال الذين لوالدين أبناء عمومة أو أقارب أكبر من نسبتها بين الأطفال الذين لوالدين لا تربطهم قرابة.